

CORONET


HIGH QUALITY SURGICAL PRODUCTS FOR
CORNEA GRAFT SURGERY



OUR HERITAGE

Network Medical has been designing and manufacturing high quality precision trephines for over 20 years.

Our CORONET™ brand has been at the forefront of cornea graft evolution, assisting surgeons to continue to push the limits of what is possible.



"Modern technology , materials and design are at the heart of the CORONET™ brand, it is what drives our continuous product innovation"

Phil Weston CEO

THE UNIQUENESS OF OUR BRAND

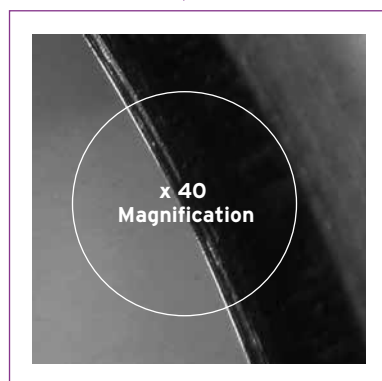

The most important part of any trephine is the blade.

All CORONET™ trephines utilise exclusive CORONET™ *Cathedral* Blade Technology, creating an ultra-thin and sharp blade, to minimise undercut and tissue distortion. In addition to providing improved approximation between the donor button and patient cornea.

Our unique design approach allows us to produce a precision trephine resulting in superior wound architecture compared to traditional trephines.

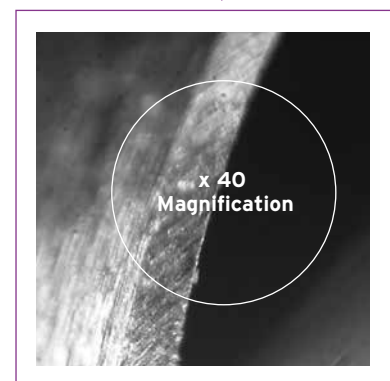

In addition to the high performance blade. CORONET™ trephines are ergonomically designed to work in harmony with the surgeons fine-tuned skills.

CORONET™ TREPHINE
CATHEDRAL BLADE TECHNOLOGY



Smooth ultra-sharp 70 nanometer trephine blade edge
Double bevelled and multi-faceted *Cathedral Structure*

TRADITIONAL TREPHINE
STANDARD BLADE DESIGN TECHNOLOGY



Rough trephine blade edge with imperfect finish
Single bevelled blade edge on outside only

RECIPIENT VACUUM TREPHINES

The CORONET™ range of Recipient Vacuum Trephine has been specifically designed to deliver a reliable and consistent vertical incision, giving improved wound architecture and reduced endothelia cell loss.

Each trephine features exclusive CORONET™ *Cathedral* Blade Technology, creating an ultra-thin and sharp blade, to minimise undercut and tissue distortion.

*Blade progression 0.063mm downward per quarter turn and 0.252mm per full rotation.

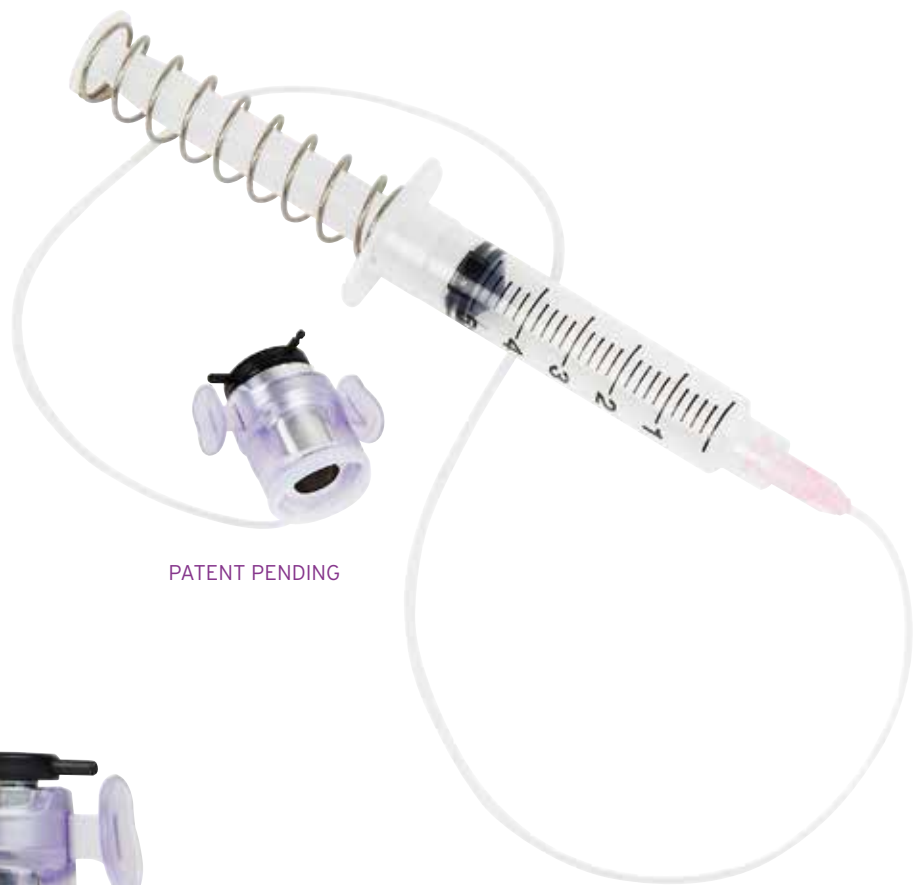
51-842 CLEAR-VUE™ RECIPIENT VACUUM TREPHINE



Cathedral blade with graticule cross hair



Transparent body with 360° visualisation



PATENT PENDING



- Lightweight and transparent body with open windows for 360° visualisation
- Patent pending skirt sits on limbus as opposed to cornea and conforms to all topography's
- Vacuum function forms away from incision and holds trephine securely in place with minimal impact on IOP
- Improved cross hair for easier centralisation
- Ultra-thin blade provides improved approximation between the donor button and patient cornea
- Ergonomic finger grips work in harmony with natural hand position
- Marker pin feature enables tracking of blade progression



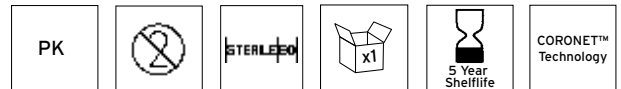
51-840 RECIPIENT VACUUM TREPHINE



Cathedral blade with
graticule cross hair



- Vacuum function holds trephine securely in place
- Graticule pinpoint crosshair provides superior positioning accuracy
- Ergonomic finger grips work in harmony with natural hand position
- Marker pin feature to enable tracking of blade progression



All CORONET™ Recipient Vacuum Trephines are suitable for PK surgery and feature an all metal blade with a non-glare finish.

SIZE (mm)	CLEAR VUE 51-842	RECIPIENT TREPHINE 51-840
6.50	51-842-6.50	51-840-6.50
6.75	51-842-6.75	51-840-6.75
7.00	51-842-7.00	51-840-7.00
7.25	51-842-7.25	51-840-7.25
7.50	51-842-7.50	51-840-7.50
7.75	51-842-7.75	51-840-7.75
8.00	51-842-8.00	51-840-8.00
8.25	51-842-8.25	51-840-8.25
8.50	51-842-8.50	51-840-8.50
8.75	51-842-8.75	51-840-8.75
9.00	51-842-9.00	51-840-9.00
9.50	51.842-9.50	51-840-9.50

DONOR TREPHINE PUNCHES

The CORONET™ Donor Trephine Punch has been specifically designed to deliver a reliable and consistent vertical incision, giving improved wound architecture and reduced endothelial cell loss.

The free rotating trephine features exclusive CORONET™ *Cathedral* Blade Technology, creating an ultra-thin and sharp blade, to minimise undercut and tissue distortion.

51-835 DONOR TREPHINE VACUUM PUNCH

51-850 DONOR TREPHINE PUNCH (WITHOUT VACUUM)



51-835
PATENT PROTECTED



51-850

PATENT PROTECTED



Free Rotating Trephine



360° Degree
Visualisation Windows



Anatomically Shaped Bowl



CORONET™ *Cathedral*
Blade Technology

- Complete donor graft preparation system suitable for PK, DALK and DSAEK/DSEK surgery
- Sharp, clean cutting action requires minimal downward pressure, to complete the cut
- Ultra-thin blade provides improved approximation between the donor button and patient cornea
- Patent protected 360° graft visualisation windows
- Double sided *Cathedral* blade will not retain graft button once cut
- Anatomical shaped bowl with marker holes to gently support tissue and aid centralisation
- Marker holes to reduce risk of bubble formation
- Unique base provides a stable platform which can be easily held in place during donor preparation
- Non-glare trephine blade
- Supplied with protective dust cover, to shield graft from contamination during transfer from donor to patient



SIZE (mm)	DONOR TREPHINE PUNCH	VACUUM DONOR TREPHINE PUNCH
	51-850	51-835
6.00	51-850-6.00	51-835-6.00
6.25	51-850-6.25	51-835-6.25
6.50	51-850-6.50	51-835-6.50
6.75	51-850-6.75	51-835-6.75
7.00	51-850-7.00	51-835-7.00
7.25	51-850-7.25	51-835-7.25
7.50	51-850-7.50	51-835-7.50
7.75	51-850-7.75	51-835-7.75
8.00	51-850-8.00	51-835-8.00
8.25	51-850-8.25	51-835-8.25
8.50	51-850-8.50	51-835-8.50
8.75	51-850-8.75	51-835-8.75
9.00	51-850-9.00	51-835-9.00
9.25	51-850-9.25	51-835-9.25
9.50	51-850-9.50	51-835-9.50
9.75	51-850-9.75	51-835-9.75


CORONET

TREPHINES

The CORONET™ range of Trephines has been specifically designed to deliver a reliable and consistent vertical incision, giving improved wound architecture and reduced endothelial cell loss.

Each trephine features exclusive CORONET™ *Cathedral* Blade Technology, creating an ultra-thin and sharp blade, to minimise undercut and tissue distortion. In addition to providing improved approximation between the donor button and patient cornea.

51-860 GUARDED TREPHINE (300µm) 51-865 GUARDED TREPHINE (400µm)



- Suitable for DALK techniques
- Graticule pinpoint crosshair provides superior positioning accuracy



51-900 STANDARD TREPHINE 51-901 STANDARD TREPHINE WITH CROSS HAIR



- Suitable for PK and DALK techniques
- Available with graticule pinpoint crosshair for superior positioning accuracy (51-901)



51-903 LONG HANDLED TREPHINE



- Suitable for PK and DALK techniques
- Ergonomically balanced handle for increased stability and control
- Hollow core window design, to increase visualisation of cornea tissue



SIZE (mm)	GUARDED TREPHINE 300µm	GUARDED TREPHINE 400µm	STANDARD TREPHINE	STANDARD TREPHINE WITH CROSS HAIR	LONG HANDLED TREPHINE
	51-860	51-865	51-900	51-901	51-903
6.00			51-900-6.00	51-901-6.00	51-903-6.00
6.25			51-900-6.25	51-901-6.25	51-903-6.25
6.50			51-900-6.50	51-901-6.50	51-903-6.50
6.75			51-900-6.75	51-901-6.75	51-903-6.75
7.00	51-860-7.00	51-865-7.00	51-900-7.00	51-901-7.00	51-903-7.00
7.25			51-900-7.25	51-901-7.25	51-903-7.25
7.50	51-860-7.50	51-865-7.50	51-900-7.50	51-901-7.50	51-903-7.50
7.75			51-900-7.75	51-901-7.75	51-903-7.75
8.00	51-860-8.00	51-865-8.00	51-900-8.00	51-901-8.00	51-903-8.00
8.25			51-900-8.25	51-901-8.25	51-903-8.25
8.50	51-860-8.50	51-865-8.50	51-900-8.50	51-901-8.50	51-903-8.50
8.75			51-900-8.75	51-901-8.75	51-903-8.75
9.00			51-900-9.00	51-901-9.00	51-903-9.00
9.25			51-900-9.25	51-901-9.25	51-903-9.25
9.50			51-900-9.50	51-901-9.50	51-903-9.50
9.75			51-900-9.75		51-903-9.75
10.00					51-903-10.00
10.50					51-903-10.50

51-823 ENDOGLIDE™ ULTRATHIN

The EndoGlide™ Ultrathin, has been specifically designed to provide best clinical results during DSAEK surgery, by enabling maximum control and protection of the donor graft throughout the procedure.

The patent protected design allows the donor graft to be loaded into the delivery cartridge utilising a unique 'double coil' principal, minimising endothelial touch and protecting the donor graft during insertion to the recipient.



Insertion

Loading



EndoGlide™ Ultrathin 'double coil' technique minimises Endothelial Touch

- Utilises a paracentesis approach to provide maximum control
- Accommodates donor endothelium up to 9.5mm diameter and 70µm to 250µm in thickness
- Suitable for use with small eyes, and eyes with shallow anterior chambers or high vitreous pressure
- Stable anterior chamber throughout insertion procedure due to the 'closed' system
- Allows use of Anterior Chamber Maintainer if required.
- Transparent cartridge for all round visualisation



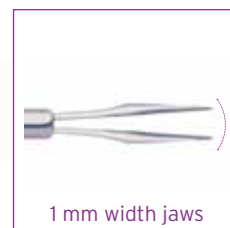
53-951 TAN ENDOGLIDE™ PLACEMENT FORCEPS

53-952 TAN ENDOGLIDE™ LOADING FORCEPS

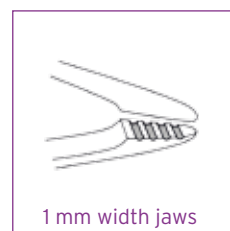
The CORONET™ Tan EndoGlide™ Forceps are designed specifically to work in conjunction with the EndoGlide™ Ultrathin delivery system for optimal precision and control during manipulation and positioning of endothelium.



53-951



53-952



- Supports a paracentesis approach to provide maximum control and minimal damage
- Smooth lightweight titanium alloy handle 113.5mm in length and 14g in weight
- Micro forceps design with jaws shaped to delicately grasp endothelium tissue with minimal disruption to the cell structure
- Placement Forceps for pulling the graft lenticule into recipient
- Loading Forceps for pulling the graft lenticule into EndoGlide™ Ultrathin cartridge
- Supplied non sterile, suitable for re-sterilisation via autoclaving



53-920 ENDOGLIDE™ SUPPORT PLATFORM

The CORONET™ EndoGlide™ Support Platform has been designed to provide a stable and elevated base on which to place the EndoGlide™ Ultrathin when loading the graft lenticule.



- Ergonomic design for optimal positioning of EndoGlide™ Ultrathin during loading.
- Also compatible with CORONET™ Donor Trephine Punch (51-850/51-835)
- Polycarbonate plastic structure suitable for re-sterilisation by autoclaving
- H 73mm W188mm D117mm



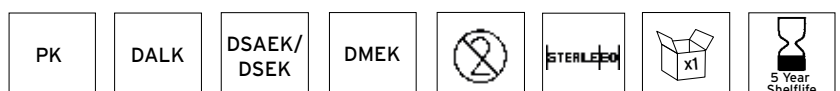
51-935 ARTIFICIAL ANTERIOR CHAMBER



Large Tissue Retaining Head

Small Tissue Retaining Head

- Supplied with two tissue retaining heads (small 14.5mm-16.0mm, large 16.0mm-18.00mm)
- Single chamber design can be adapted to fit graft tissue between 14.5mm and 18.0mm
- Provides improved approximation between the donor button and patient cornea
- Designed to allow required intraocular pressure to be recreated
- Constructed to provide a leak free chamber
- Graticule cross hairs for improved precision
- Suitable for use with both manual trephines and femto-second lasers
- Weighted and broad base gives a stable platform

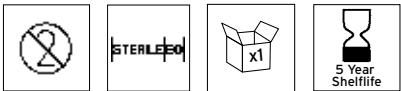


51-905 EXACTOR TREPHINE

The CORONET™ Exactor Trephine has been specifically designed to meet the needs of Eye Banks during initial donor tissue preparation.



- Traditional stainless steel ground trephine blade.



SIZE (mm)	EXACTOR TREPHINE 51-905
15	51-905-15
17	51-905-17
18	51-905-18
20	51-905-20



Network Medical Products Ltd.
Coronet House | Kearsley Road | Ripon | North Yorkshire | HG4 2SG | England

Tel: +44 (0) 1765 609 555 | Fax: +44 (0) 1765 608 476
Email: info@networkmedical.co.uk | www.networkmedical.co.uk